

BUILDING PERMIT FEE SCHEDULE

RESIDENTIAL/DWELLING UNITS/FARM

New Construction - Building Permit Levy (main level)	\$0.52 per sq. ft. + SCC levy
- Upper/Lower Floors	\$0.41 per sq. ft. + SCC levy
Additions/renovations/basement development	\$0.41 per sq. ft. + SCC levy
	\$131.25 (minimum fee) + SCC levy

Accessory Buildings

Garages (attached or detached) (flat rate) (under 624 sq. ft.)	\$131.25 + SCC levy
Shops, garages, storage buildings (over 624 sq. ft.)	\$0.41 per sq. ft. + SCC levy
Decks or garden storage sheds (sheds under 150 sq. ft.)	\$105.00 + SCC levy
Relocation of Home (set-up on basement or foundation)	\$0.39 per sq. ft. + SCC levy (min \$131.25)
Placement of home (only)	\$341.25 (minimum fee) + SCC levy
Fireplaces/Wood Stove (if not included in new construction) (flat rate)	\$109.20 + SCC levy
Demolitions Residential (flat rate)	\$109.20 + SCC levy
Geothermal Heating	\$262.50 + SCC levy

COMMERCIAL/INDUSTRIAL/INSTITUTIONAL

First \$1,000,000.00 construction value	\$6.56 per \$1,000 construction value + SCC levy
Over \$1,000,000.00 construction value	\$6,560.00 + (\$5.25 per \$1,000 construction value portions over \$1,000,000.00) + SCC levy
(Minimum Fee)	\$367.50 + SCC levy
Demolitions Commercial (flat rate)	\$157.50 + SCC levy

MANUFACTURED AND MODULAR HOME

Modular Home (RTM's, etc)	\$351.75 + SCC levy
Basement Development	\$0.41 sq. ft. + SCC levy (min. \$157.50)
Manufactured Home Set-up	\$210.00 + SCC levy
Basement Development (if on foundation)	\$0.41 sq. ft. + SCC levy (min. \$157.50)

NOTE: Add applicable 'Safety Codes Council' levy to each permit; \$ 4.50 each permit or 4% of permit levy, whichever is greater!

A minimum cancellation fee of \$35.00 will be retained when a permit is cancelled or 25% up to a max of \$250 of the fee if a drawing review has been completed or an inspection has been carried out.

When work has commenced without first obtaining the required permit(s); the permit fees will be doubled up to a maximum of \$500.00 surcharge per permit.

Re-opening a previously closed permit will be charged at a rate of \$75.00 (plus levy) per permit.

Re-Inspections will be charged a rate of \$100.00 (plus levy) per inspection.


Permit extensions will be charges at a flat rate of \$150.00 (plus levy) for a maximum of 1 year.

Variances will be charged at a rate of \$120 (plus levy) per hour, minimum 2 hours.

Revision of Plans Reviews will be charged at a rate of \$125.00 (plus levy) per hour, minimum 2 hours.

Site Consultations

Residential consultation/meeting charged at a rate of \$125.00 (plus GST) per hour, minimum 2 hours . Commercial / Industrial consultation/meeting charged at a rate of \$150.00 (plus GST) per hour, minimum 2 hours



GAS PERMIT FEE SCHEDULE

NON-CERTIFIED CONTRACTOR PERMITS (taken out as a “homeowner permit”): AN ADDITIONAL 50% OF THE PERMIT FEE WILL BE APPLIED

Residential Installations	
Number of Outlets	Permit Fee
1	\$99.75
2	\$105.00
3	\$110.25
4	\$131.25
5	\$141.75
6	\$152.25
7	\$168.00
8	\$183.75
9	\$199.50
10	\$210.00
11	\$220.50
12	\$231.00
13	\$241.50
14	\$246.75
15	\$256.20
16	\$262.50
17	\$267.75
18	\$273.00
19	\$278.25
20	\$283.50

Non-Residential Installations			
B.T.U. Input	Permit Fee	B.T.U. Input	Permit Fee
10,000	\$99.75	210,000	\$126.00
20,000	\$99.75	230,000	\$126.00
30,000	\$99.75	250,000	\$136.50
40,000	\$99.75	300,000	\$141.75
50,000	\$105.00	350,000	\$147.00
60,000	\$105.00	400,000	\$152.25
70,000	\$105.00	450,000	\$162.75
80,000	\$105.00	500,000	\$168.00
90,000	\$105.00	550,000	\$173.25
100,000	\$110.25	600,000	\$178.50
110,000	\$110.25	650,000	\$183.75
120,000	\$110.25	700,000	\$189.00
130,000	\$110.25	750,000	\$194.25
140,000	\$110.25	800,000	\$199.50
150,000	\$115.50	850,000	\$204.75
160,000	\$115.50	900,000	\$215.25
170,000	\$115.50	950,000	\$225.75
180,000	\$115.50	1,000,000	\$262.50
190,000	\$120.75	1,000,001 to 2,000,000	\$283.50
200,000	\$120.75	Over 2,000,000 Add \$ 5.25 per 100,000 BTU	

Propane and Small Installations

Propane Tank Sets (New or Replacements)	\$94.50 per Appliance
Temporary Heat	\$94.50 per Appliance
Gas/Propane Cylinder Refill Centers	\$299.25 Per Unit
Replacement Commercial or Industrial Appliances (per unit)	
1 - 400,000 BTU Input	\$152.25 per Unit
400,001 - 3,000,000 BTU Input	\$236.25 per Unit
Over 3,000,000 BTU Input	\$341.25 per Unit

NOTE: Add applicable ‘Safety Codes Council’ levy to each permit; \$ 4.50 each permit or 4% of permit levy, whichever is greater!

A minimum cancellation fee of \$35.00 will be retained when a permit is cancelled or 25% up to a max of \$250 of the fee if a drawing review has been completed or an inspection has been carried out.

When work has commenced without first obtaining the required permit(s); the permit fees will be doubled up to a maximum of \$500.00 surcharge per permit.

Re-opening a previously closed permit will be charged at a rate of \$75.00 (plus levy) per permit.

Re-Inspections will be charged a rate of \$100.00 (plus levy) per inspection.


Permit extensions will be charges at a flat rate of \$150.00 (plus levy) for a maximum of 1 year.

Variances will be charged at a rate of \$120 (plus levy) per hour, minimum 2 hours.

Revision of Plans Reviews will be charged at a rate of \$125.00 (plus levy) per hour, minimum 2 hours.

Site Consultations

Residential consultation/meeting charged at a rate of \$125.00 (plus GST) per hour, minimum 2 hours . Commercial / Industrial consultation/meeting charged at a rate of \$150.00 (plus GST) per hour, minimum 2 hours



PLUMBING PERMIT FEE SCHEDULE (RESIDENTIAL)

NON-CERTIFIED CONTRACTOR PERMITS (taken out as a “homeowner permit”): AN ADDITIONAL 50% OF THE PERMIT FEE WILL BE APPLIED

# of Fixtures	Permit Fee	# of Fixtures	Permit Fee
1	\$99.75	21	\$199.50
2	\$105.00	22	\$204.75
3	\$110.25	23	\$210.00
4	\$110.25	24	\$215.25
5	\$115.50	25	\$220.50
6	\$120.75	26	\$225.75
7	\$126.00	27	\$231.00
8	\$131.25	28	\$236.25
9	\$136.50	29	\$241.50
10	\$141.75	30	\$246.75
11	\$147.00	31	\$252.00
12	\$152.25	32	\$257.25
13	\$157.50	33	\$262.50
14	\$162.75	34	\$267.75
15	\$168.00	35	\$273.00
16	\$173.25	36	\$278.25
17	\$178.50	37	\$283.50
18	\$183.75	38	\$288.75
19	\$189.00	39	\$294.00
20	\$194.25	40	\$299.25
Add \$3.15 per fixture over 40			

NOTE: Add applicable ‘Safety Codes Council’ levy to each permit; \$ 4.50 each permit or 4% of permit levy, whichever is greater!

A minimum cancellation fee of \$35.00 will be retained when a permit is cancelled or 25% up to a max of \$250 of the fee if a drawing review has been completed or an inspection has been carried out.

When work has commenced without first obtaining the required permit(s); the permit fees will be doubled up to a maximum of \$500.00 surcharge per permit.

Re-opening a previously closed permit will be charged at a rate of \$75.00 (plus levy) per permit.

Re-Inspections will be charged a rate of \$100.00 (plus levy) per inspection.

Permit extensions will be charges at a flat rate of \$150.00 (plus levy) for a maximum of 1 year.

Variances will be charged at a rate of \$120 (plus levy) per hour, minimum 2 hours.

Revision of Plans Reviews will be charged at a rate of \$125.00 (plus levy) per hour, minimum 2 hours.

Site Consultations

Residential consultation/meeting charged at a rate of \$125.00 (plus GST) per hour, minimum 2 hours . Commercial / Industrial consultation/meeting charged at a rate of \$150.00 (plus GST) per hour, minimum 2 hours



PLUMBING PERMIT FEE SCHEDULE (COMMERCIAL)

NON-CERTIFIED CONTRACTOR PERMITS (taken out as a "homeowner permit"): AN ADDITIONAL 50% OF THE PERMIT FEE WILL BE APPLIED

# of Fixtures	Permit Fee	# of Fixtures	Permit Fee	# of Fixtures	Permit Fee
1	\$99.75	35	\$283.50	69	\$462.00
2	\$105.00	36	\$288.75	70	\$467.25
3	\$110.25	37	\$294.00	71	\$472.50
4	\$115.50	38	\$299.25	72	\$477.75
5	\$120.75	39	\$304.50	73	\$483.00
6	\$126.00	40	\$309.75	74	\$488.25
7	\$131.25	41	\$315.00	75	\$493.50
8	\$136.50	42	\$320.25	76	\$498.75
9	\$141.75	43	\$325.50	77	\$504.00
10	\$147.00	44	\$330.75	78	\$509.25
11	\$152.25	45	\$336.00	79	\$514.50
12	\$157.50	46	\$341.25	80	\$519.75
13	\$162.75	47	\$346.50	81	\$525.00
14	\$168.00	48	\$351.75	82	\$530.25
15	\$173.25	49	\$357.00	83	\$535.50
16	\$178.50	50	\$362.25	84	\$540.75
17	\$183.75	51	\$367.50	85	\$546.00
18	\$189.00	52	\$372.75	86	\$551.25
19	\$194.25	53	\$378.00	87	\$553.35
20	\$199.50	54	\$383.25	88	\$556.50
21	\$204.75	55	\$388.50	89	\$559.65
22	\$210.00	56	\$393.75	90	\$561.75
23	\$215.25	57	\$399.00	91	\$563.85
24	\$220.50	58	\$404.25	92	\$567.00
25	\$225.75	59	\$409.50	93	\$570.15
26	\$231.00	60	\$414.75	94	\$572.25
27	\$236.25	61	\$420.00	95	\$577.50
28	\$241.50	62	\$425.25	96	\$588.00
29	\$246.75	63	\$430.50	97	\$593.25
30	\$257.25	64	\$435.75	98	\$598.50
31	\$262.50	65	\$441.00	99	\$603.75
32	\$267.75	66	\$446.25	100	\$609.00
33	\$273.00	67	\$451.50	Add \$3.15 each fixture over 100	
34	\$278.25	68	\$456.75		

NOTE: Add applicable 'Safety Codes Council' levy to each permit; \$ 4.50 each permit or 4% of permit levy, whichever is greater!

A minimum cancellation fee of \$35.00 will be retained when a permit is cancelled or 25% up to a max of \$250 of the fee if a drawing review has been completed or an inspection has been carried out.

When work has commenced without first obtaining the required permit(s); the permit fees will be doubled up to a maximum of \$500.00 surcharge per permit.

Re-opening a previously closed permit will be charged at a rate of \$75.00 (plus levy) per permit.

Re-Inspections will be charged a rate of \$100.00 (plus levy) per inspection.

Permit extensions will be charges at a flat rate of \$150.00 (plus levy) for a maximum of 1 year.

Variances will be charged at a rate of \$120 (plus levy) per hour, minimum 2 hours.

Revision of Plans Reviews will be charged at a rate of \$125.00 (plus levy) per hour, minimum 2 hours.

Site Consultations

Residential consultation/meeting charged at a rate of \$125.00 (plus GST) per hour, minimum 2 hours . Commercial / Industrial consultation/meeting charged at a rate of \$150.00 (plus GST) per hour, minimum 2 hours

(Effective: January 1, 2023)



ELECTRICAL PERMIT FEE SCHEDULE

(For "Other Than" New Single Family Residential)

Non-Certified Contractor Permits (Taken out as "Homeowner" permit) an additional 50% of the permit fee will be applied.

Installation Cost \$	Permit Fee	Installation Cost \$	Permit Fee	Installation Cost \$	Permit Fee
Under 1,000	\$99.75	23,000.01 – 24,000	\$435.75	100,000.01 – 110,000	\$730.80
1,000.01 – 1,500	\$110.25	24,000.01 – 25,000	\$446.25	110,000.01 – 120,000	\$773.85
1,500.01 – 2,000	\$120.75	25,000.01 – 26,000	\$456.75	120,000.01 – 130,000	\$816.90
2,000.01 – 2,500	\$131.25	26,000.01 – 27,000	\$467.25	130,000.01 – 140,000	\$859.95
2,500.01 – 3,000	\$141.75	27,000.01 – 28,000	\$477.75	140,000.01 – 150,000	\$903.00
3,000.01 – 3,500	\$152.25	28,000.01 – 29,000	\$488.25	150,000.01 – 160,000	\$946.05
3,500.01 – 4,000	\$162.75	29,000.01 – 30,000	\$498.75	160,000.01 – 170,000	\$988.05
4,000.01 – 4,500	\$173.25	30,000.01 – 31,000	\$509.25	170,000.01 – 180,000	\$1,031.10
4,500.01 – 5,000	\$183.75	31,000.01 – 32,000	\$519.75	180,000.01 – 190,000	\$1,074.15
5,000.01 – 5,500	\$194.25	32,000.01 – 33,000	\$530.25	190,000.01 – 200,000	\$1,117.20
5,500.01 – 6,000	\$204.75	33,000.01 – 34,000	\$535.50	200,000.01 – 210,000	\$1,160.25
6,000.01 – 6,500	\$215.25	34,000.01 – 35,000	\$540.75	210,000.01 – 220,000	\$1,203.30
6,500.01 – 7,000	\$225.75	35,000.01 – 36,000	\$546.00	220,000.01 – 230,000	\$1,246.35
7,000.01 – 7,500	\$236.25	36,000.01 – 37,000	\$551.25	230,000.01 – 240,000	\$1,289.40
7,500.01 – 8,000	\$246.75	37,000.01 – 38,000	\$556.50	240,000.01 – 250,000	\$1,354.50
8,000.01 – 8,500	\$257.25	38,000.01 – 39,000	\$561.75	250,000.01 – 300,000	\$1,449.00
8,500.01 – 9,000	\$267.75	39,000.01 – 40,000	\$567.00	300,000.01 – 350,000	\$1,544.55
9,000.01 – 9,500	\$278.25	40,000.01 – 41,000	\$572.25	350,000.01 – 400,000	\$1,639.05
9,500.01 – 10,000	\$288.75	41,000.01 – 42,000	\$577.50	400,000.01 – 450,000	\$1,734.60
10,000.01 – 11,000	\$299.25	42,000.01 – 43,000	\$582.75	450,000.01 – 500,000	\$1,829.10
11,000.01 – 12,000	\$309.75	43,000.01 – 44,000	\$588.00	500,000.01 – 550,000	\$1,923.60
12,000.01 – 13,000	\$320.25	44,000.01 – 45,000	\$593.25	550,000.01 – 600,000	\$2,019.15
13,000.01 – 14,000	\$330.75	45,000.01 – 46,000	\$598.50	600,000.01 – 650,000	\$2,113.65
14,000.01 – 15,000	\$341.25	46,000.01 – 47,000	\$603.75	650,000.01 – 700,000	\$2,209.20
15,000.01 – 16,000	\$351.75	47,000.01 – 48,000	\$609.00	700,000.01 – 750,000	\$2,303.70
16,000.01 – 17,000	\$362.25	48,000.01 – 49,000	\$614.25	750,000.01 – 800,000	\$2,399.25
17,000.01 – 18,000	\$372.75	49,000.01 – 50,000	\$614.25	800,000.01 – 850,000	\$2,493.75
18,000.01 – 19,000	\$383.25	50,000.01 – 60,000	\$624.75	850,000.01 – 900,000	\$2,588.25
19,000.01 – 20,000	\$393.75	60,000.01 – 70,000	\$630.00	900,000.01 – 950,000	\$2,683.80
20,000.01 – 21,000	\$404.25	70,000.01 – 80,000	\$635.25	950,000.01 – 1,000,000	\$2,778.30
21,000.01 – 22,000	\$414.75	80,000.01 – 90,000	\$661.50	Add \$78.75 for every \$50,000 over \$1,000,000	
22,000.01 – 23,000	\$425.25	90,000.01 – 100,000	\$673.05		

NOTE: Add applicable 'Safety Codes Council' levy to each permit; \$ 4.50 each permit or 4% of permit levy, whichever is greater!

A minimum cancellation fee of \$35.00 will be retained when a permit is cancelled or 25% up to a max of \$250 of the fee if a drawing review has been completed or an inspection has been carried out.

When work has commenced without first obtaining the required permit(s); the permit fees will be doubled up to a maximum of \$500.00 surcharge per permit.

Re-opening a previously closed permit will be charged at a rate of \$75.00 (plus levy) per permit.

Re-Inspections will be charged a rate of \$100.00 (plus levy) per inspection.


Permit extensions will be charges at a flat rate of \$150.00 (plus levy) for a maximum of 1 year.

Variances will be charged at a rate of \$120 (plus levy) per hour, minimum 2 hours.

Revision of Plans Reviews will be charged at a rate of \$125.00 (plus levy) per hour, minimum 2 hours.

Site Consultations

Residential consultation/meeting charged at a rate of \$125.00 (plus GST) per hour, minimum 2 hours . Commercial / Industrial consultation/meeting charged at a rate of \$150.00 (plus GST) per hour, minimum 2 hours



ELECTRICAL PERMIT FEE SCHEDULE

(For “NEW” Single Family Residential)

NON-CERTIFIED CONTRACTOR PERMITS (taken out as a “homeowner permit”): AN ADDITIONAL 50% OF THE PERMIT FEE WILL BE APPLIED

Based on Size of Dwelling (Square Footage)	Permit Fee	
	Contractor	Homeowner
Up to 1200 square feet	\$168.00	\$252.00
1201 to 1500 square feet	\$194.25	\$291.38
1501 to 2000 square feet	\$220.50	\$330.75
2001 to 2500 square feet	\$246.75	\$370.13
Over 2500 square feet	\$315.00	\$472.50
Attached Garage	Include square footage of garage with house	
Basement development wiring – new home - if done at time of initial construction (otherwise as per above)	Include square footage of basement with house	
Mobile home connection	\$105.00	\$157.50
Manufactured, Modular and RTM Homes (on foundation or basement)	\$120.75	\$181.13
Detached Residential Garage Minimum Fee	\$0.21/ Sq. Ft.	\$0.31/ Sq. Ft.
	\$99.75	\$149.62

NOTE: Add applicable ‘Safety Codes Council’ levy to each permit; \$ 4.50 each permit or 4% of permit levy, whichever is greater!

A minimum cancellation fee of \$35.00 will be retained when a permit is cancelled or 25% up to a max of \$250 of the fee if a drawing review has been completed or an inspection has been carried out.

When work has commenced without first obtaining the required permit(s); the permit fees will be doubled up to a maximum of \$500.00 surcharge per permit.

Re-opening a previously closed permit will be charged at a rate of \$75.00 (plus levy) per permit.

Re-Inspections will be charged a rate of \$100.00 (plus levy) per inspection.


Permit extensions will be charges at a flat rate of \$150.00 (plus levy) for a maximum of 1 year.

Variances will be charged at a rate of \$120 (plus levy) per hour, minimum 2 hours.

Revision of Plans Reviews will be charged at a rate of \$125.00 (plus levy) per hour, minimum 2 hours.

Site Consultations

Residential consultation/meeting charged at a rate of \$125.00 (plus GST) per hour, minimum 2 hours . Commercial / Industrial consultation/meeting charged at a rate of \$150.00 (plus GST) per hour, minimum 2 hours



ANNUAL ELECTRICAL PERMIT FEE SCHEDULE (Based On Cost of Installation)

Total Cost of Installation	Permit Fee
\$2,000 or Less	\$472.25 (maximum 2 hours inspection time thereafter \$99.75 per hour or portion thereof)
\$2,000 to \$5,000	\$472.50 plus \$3.41 each \$100 cost or fraction of \$100 over \$2,000.
\$5,000.01 to \$50,000	\$630 plus \$1.68 each for \$100 cost or fraction of \$100 over \$5,000.
\$50,000.01 to \$1,000,000	\$1,260 plus \$1.15 each \$100 cost or fraction of \$100 over \$50,000.

NOTE: Add applicable 'Safety Codes Council' levy to each permit; \$ 4.50 each permit or 4% of permit levy, whichever is greater!

A minimum cancellation fee of \$35.00 will be retained when a permit is cancelled or 25% up to a max of \$250 of the fee if a drawing review has been completed or an inspection has been carried out.

When work has commenced without first obtaining the required permit(s); the permit fees will be doubled up to a maximum of \$500.00 surcharge per permit.

Re-opening a previously closed permit will be charged at a rate of \$75.00 (plus levy) per permit.

Re-Inspections will be charged a rate of \$100.00 (plus levy) per inspection.

Permit extensions will be charges at a flat rate of \$150.00 (plus levy) for a maximum of 1 year.

Variances will be charged at a rate of \$120 (plus levy) per hour, minimum 2 hours.

Revision of Plans Reviews will be charged at a rate of \$125.00 (plus levy) per hour, minimum 2 hours.

Site Consultations

Residential consultation/meeting charged at a rate of \$125.00 (plus GST) per hour, minimum 2 hours . Commercial / Industrial consultation/meeting charged at a rate of \$150.00 (plus GST) per hour, minimum 2 hours